



If the digital display starts to 'FLASH' the battery will need to be replaced. Follow the instructions below:

1. To change the battery, open the display's protective cover and slide the battery cover down. Remove the discharged battery and recycle it at an environmentally compatible recycling facility.
2. Insert a new 1.5V battery LR44 into the compartment, positive side facing down. Replace the battery cover.



Digital Height Gauge

- Indispensable for precise setting of cutting depths
- Accurate measurement of router cutter depth and saw blade height
- Use to adjust router table fence relative to cutter
- Internal width of 54mm, adjustable height range up to 80mm
- Resolution 0.01mm or 0.001"
- LCD read-out displays in mm and inches
- Simple to operate, easy to read
- Zero at any point for relative adjustments
- Depth measurement up to 99mm



UJK Height Gauge Introduction

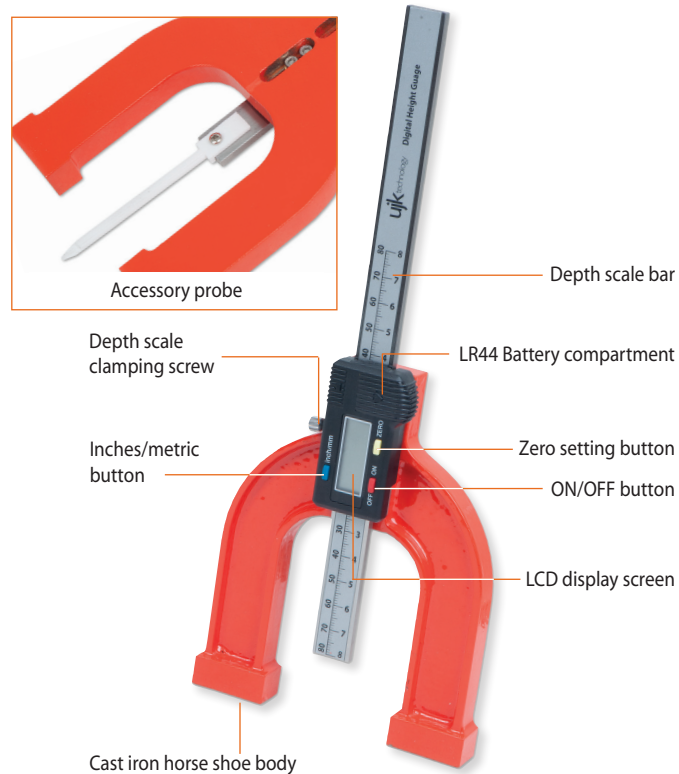
The UJK Technology Digital Height Gauge is an indispensable measuring tool for the accurate setting of cutting depths, in particular router cutters and saw blades.

The body is cast iron, with machined feet that form a reference surface. It is stable and can stand upright without additional support. It is equally accurate both vertically and horizontally. The horseshoe shaped body measures 54mm between the legs with an internal height of 80mm. The main feature is its highly accurate digital scale unit, with an LCD screen offering a read-out in either metric or imperial. The display has a resolution of 0.01mm or 0.001 inches.

The digital read-out tells you precisely how deep your saw blade or router cutter is going to cut. With a measuring speed of 1.5 milliseconds, it is somewhat faster than making a guess with a ruler. You can zero the digital read-out at any point, allowing relative adjustment. It is particularly handy to hold the bar in contact with the blade or cutter and gradually increase the cutter height until the display reaches the desired depth. Used horizontally, you can measure or adjust a router table fence relative to the cutter.

The UJK Technology Digital Height Gauge will also measure a mortice to a depth of 99mm, using the accessory probe (sold separately).

Supplied with an LR44 battery.




UJK Technology is a registered trade mark of Axminster Tool Centre Ltd

Height Gauge Application Setup



- Setting the router cutter height in the router table, see top picture.
- Setting the router table fence to the router cutter, see picture below.




- Setting the distance of the bandsaw fence from the blade, see picture below.



Height Gauge Application Setup



- Setting the router cutter height, see picture above.



- Setting the blade height on the panel saw, see picture above.

Continues Over...